


Product Selection Guide

EK U5- T2 - 40 - 1P - 275 S



With Remote Signaling
 Uc: 150:150V,275:275V,320:320V,
 385:385V,440:440V
 No. of Poles: 1:1P,2:2P(1P+N),3:3P,
 4:4P(3P+N),1PN:1P+NPE,3PN:3P+NPE
 I.max: 40kA
 Classification T2
 SPD serie No.5
 Company Code



EKU5-T2-40
2P(1P+N)



EKU5-T2-40
1P+NPE



EKU5-T2-40
3P



EKU5-T2-40
4P(3P+N)

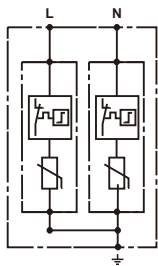


EKU5-T2-40
3P+NPE

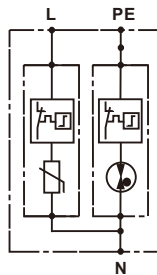
Basic circuit diagram



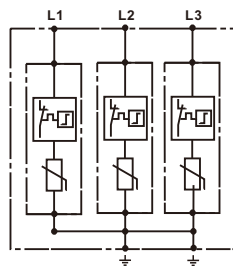
1P



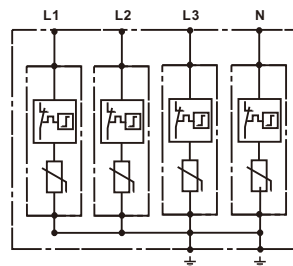
2P



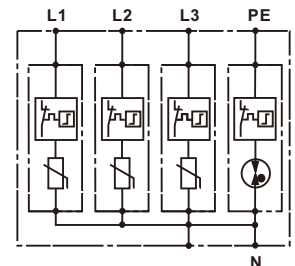
1P+NPE



3P



4P(3P+N)



3P+NPE

SPD Type Reference List

No. of Poles	Max. Continuous Operating AC Voltage				
	150V	275V	320V	385V	440V
1P	EKU5-T2-40-1P150	EKU5-T2-40-1P275	EKU5-T2-40-1P320	EKU5-T2-40-1P385	EKU5-T2-40-1P440
2P(1P+N)	EKU5-T2-40-2P150	EKU5-T2-40-2P275	EKU5-T2-40-2P320	EKU5-T2-40-2P385	EKU5-T2-40-2P440
3P	EKU5-T2-40-3P150	EKU5-T2-40-3P275	EKU5-T2-40-3P320	EKU5-T2-40-3P385	EKU5-T2-40-3P440
4P(3P+N)	EKU5-T2-40-4P150	EKU5-T2-40-4P275	EKU5-T2-40-4P320	EKU5-T2-40-4P385	EKU5-T2-40-4P440
1P+NPE	EKU5-T2-40-1PN150	EKU5-T2-40-1PN275	EKU5-T2-40-1PN320	EKU5-T2-40-1PN385	EKU5-T2-40-1PN440
3P+NPE	EKU5-T2-40-3PN150	EKU5-T2-40-3PN275	EKU5-T2-40-3PN320	EKU5-T2-40-3PN385	EKU5-T2-40-3PN440

With Remote Signaling

1P	EKU5-T2-40-1P150S	EKU5-T2-40-1P275S	EKU5-T2-40-1P320S	EKU5-T2-40-1P385S	EKU5-T2-40-1P440S
2P(1P+N)	EKU5-T2-40-2P150S	EKU5-T2-40-2P275S	EKU5-T2-40-2P320S	EKU5-T2-40-2P385S	EKU5-T2-40-2P440S
3P	EKU5-T2-40-3P150S	EKU5-T2-40-3P275S	EKU5-T2-40-3P320S	EKU5-T2-40-3P385S	EKU5-T2-40-3P440S
4P(3P+N)	EKU5-T2-40-4P150S	EKU5-T2-40-4P275S	EKU5-T2-40-4P320S	EKU5-T2-40-4P385S	EKU5-T2-40-4P440S
1P+NPE	EKU5-T2-40-1PN150S	EKU5-T2-40-1PN275S	EKU5-T2-40-1PN320S	EKU5-T2-40-1PN385S	EKU5-T2-40-1PN440S
3P+NPE	EKU5-T2-40-3PN150S	EKU5-T2-40-3PN275S	EKU5-T2-40-3PN320S	EKU5-T2-40-3PN385S	EKU5-T2-40-3PN440S

Technical Data

SPD classification according to IEC/EN61643-11		T2	T2	T2	T2	T2
Max. continuous operating a.c.voltage	Uc	150V	275V	320V	385V	440V
Max. continuous operating a.c.voltage	Uc(N-PE)	255V	255V	255V	255V	255V
Norminal discharge current (8/20μs)	In	20kA	20kA	20kA	20kA	20kA
Maximum discharge current (8/20μs)	I _{max}	40kA	40kA	40kA	40kA	40kA
Voltage protection level	Up	≤0.8kV	≤1.3kV	≤1.5kV	≤1.8kV	≤2.0kV
Voltage protection level 5kA	Up	≤0.6kV	≤1.0kV	≤1.2kV	≤1.4kV	≤1.6kV
Voltage protection level	Up(N-PE)	≤1.5kV	≤1.5kV	≤1.5kV	≤1.5kV	≤1.5kV
Max. backup fuse		125A gL				
Response time	tA	≤25ns				
Response time	tA(N-PE)	≤100ns				
Operating temperature range	Tu	-40°C~80°C				
Operating State/Fault Indication		Green/Red				
Cross-section area (Min.)		4mm ²				
Cross-section area (Max.)		35mm ²				
For mounting on		35mm Din rail				
Enclosure material		Thermal Plastic UL94-V0				
Degree of Protection		IP20				
No. of Poles		1P,2P(1P+N),3P,4P(3P+N),1+NPE,3+NPE				

Overall and Installation Dimension(mm)

